

# API USERMANUAL

---

## BioTime 9.5

Date: **September 11 2024**

## Table of Contents

<b>API Description .....</b>	<b>4</b>
<b>1. Get System User AuthToken.....</b>	<b>4</b>
1.1 Get JWT AuthToken.....	4
1.2 Get General auth token.....	5
<b>2. Get Staff AuthToken .....</b>	<b>7</b>
2.1 Staff JWT authtoken.....	7
2.2 GetstaffGeneralAuthToken .....	7
<b>3. Use AuthToken.....</b>	<b>7</b>
3.1 Demo 1 .....	7
3.2 Demo 2 (with Third Party Tool - Postman) .....	8
<b>4. Device API.....</b>	<b>8</b>
4.1 Get Device ListAPI.....	8
4.2 GetDevice Object Info API .....	10
<b>5. EmployeeAPI .....</b>	<b>11</b>
5.2 Get Employee Object Info API.....	14
5.3 Create Employee API .....	15
5.4 Update Employee API.....	18
5.5 Delete EmployeeAPI.....	19
<b>6. Resign API.....</b>	<b>20</b>
6.1 Get Resign Personnel List API.....	20
6.2 Get Resign Personnel Request API .....	21
6.3 Create Resign Personnel API.....	21
6.4 Update Resign Personnel API.....	22
6.5 Delete Resign Personnel API.....	23
6.6 Reinstatement Resign Personnel API.....	24
<b>7. DepartmentAPI.....</b>	<b>24</b>
7.1 Get Department List API.....	24
7.2 Get Department Object Info API .....	25
7.3 Create Department API .....	25
7.4 Update Department API.....	26

7.5	Delete Department API.....	26
<b>8.</b>	<b>Area API.....</b>	<b>27</b>
8.1	Get Area ListAPI.....	27
8.2	Get Area Object Info API.....	28
8.3	Create Area API.....	28
8.4	Update Area API.....	29
8.5	Delete Area API.....	30
<b>9.</b>	<b>Position API.....</b>	<b>30</b>
9.1	GetPosition ListAPI.....	30
9.2	Get Position Object Info API.....	31
9.3	Create Position API.....	31
9.4	Update Position API.....	32
9.5	Delete Position API.....	33
<b>10.</b>	<b>Transaction API.....</b>	<b>34</b>
10.1	GetTransaction List API.....	34

## API Description

**BioTime 8.5 API** is dedicated to the platform data connection for the third-party system. The third-party system can read and set business data flexibly, which effectively reduces the complexity of the third-party system business integration and provides convenient, fast standard connection mode and data structure.

### 1. Get System User AuthToken

There are two kinds of auth token for software system user: JWT auth token and general auth token.

#### 1.1 Get JWT AuthToken

##### (1) Request Instruction

<b>HTTPS Method</b>	POST
<b>URI</b>	/jwt-api-token-auth/
<b>Content Type</b>	application/json
<b>Response Type</b>	JSON
<b>Parameter Description</b>	username: string, is required, the username to login the system. password: string, is required, the password to login the system.
<b>Request Herders</b>	{ "Content-Type":"application/json" }
<b>Request Body</b>	{ "username":"username", "password":"pwd" }

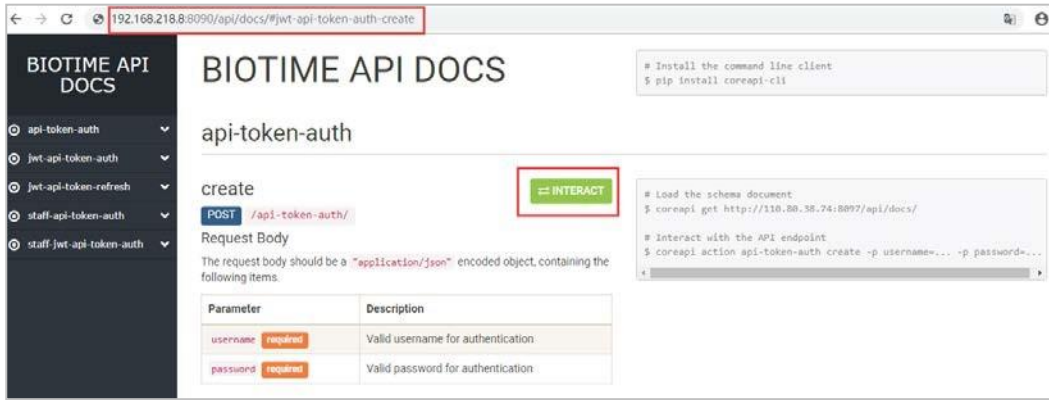
##### (2) How to GetToken

1) Get token via browser, input the following link in the browser:

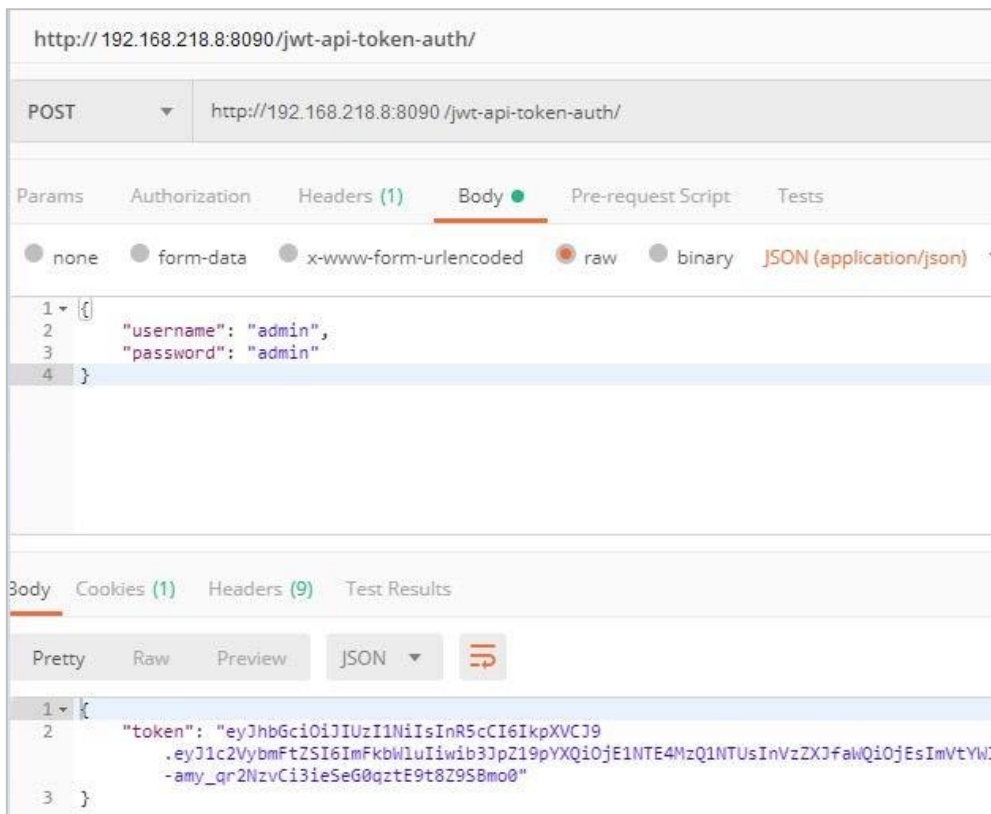
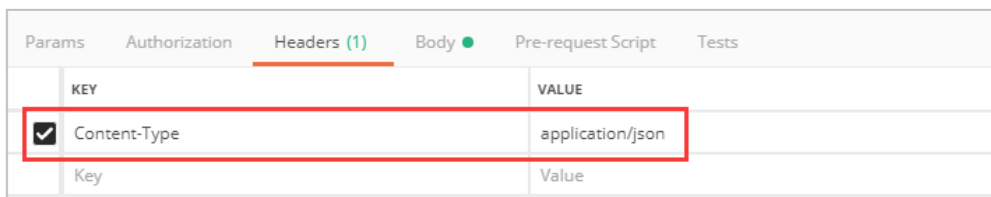
<http://serverIP:serverPort/api/docs/#jwt-api-token-auth>

**serverIP:** BioTime 8.5 server or computer IP, such as: 192.168.218.8

**serverPort:** The server port of BioTime 8.5, such as: 8090



2) Get token via third-party, such as Postman.



## 1.2 Get General auth token

### (1) Request Instruction

Same as getting JWT Token

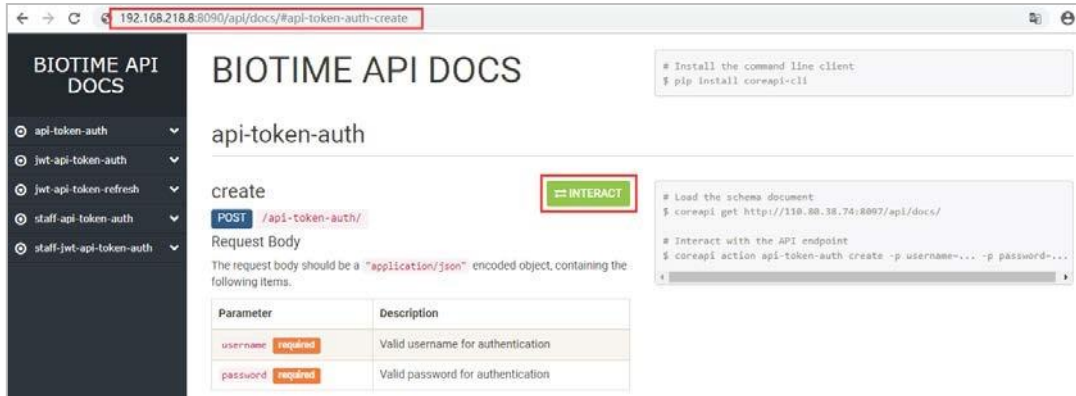
## (2) How to GetToken

1) Get token via browser, input the following link in the browser:

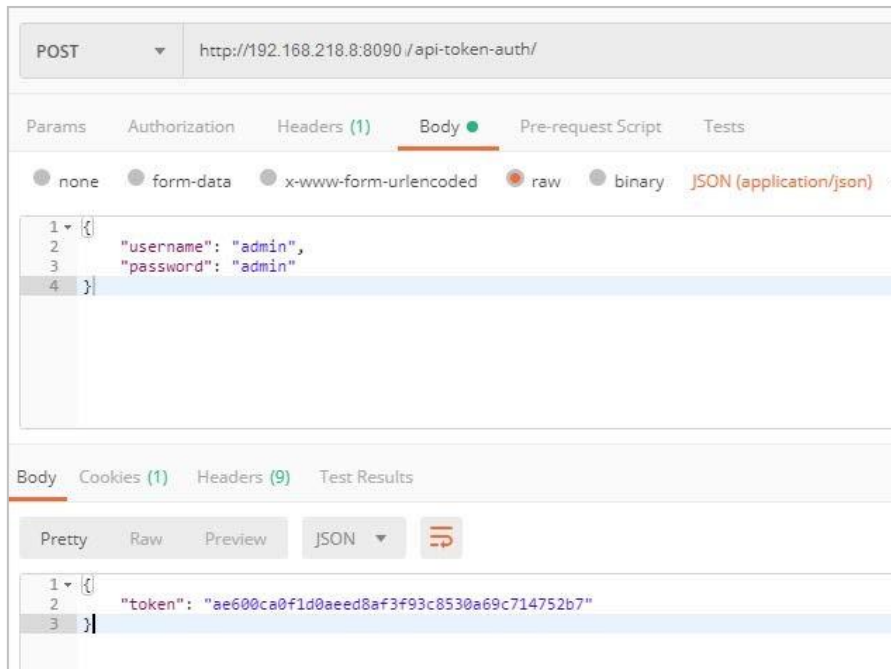
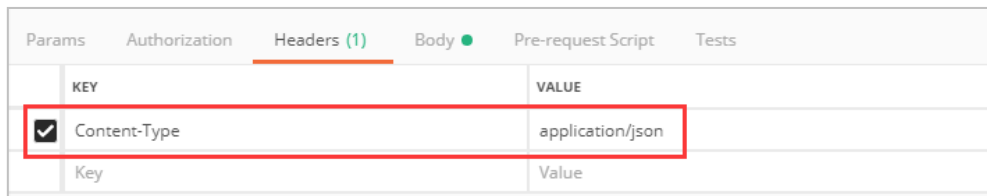
<http://serverIP:serverPort/api/docs/#api-token-auth>

**serverIP:** BioTime 8.5 server or computer IP, such as: 192.168.218.8

**serverPort:** The server port of BioTime 8.5, such as: 8090



2) Get token via third-party API development tool, such as Postman.



## 2. Get Staff AuthToken

### 2.1 Staff JWT authtoken

URL: <http://serverIP:serverPort/staff-jwt-api-token-auth/>

**serverIP:** BioTime 8.5 server or computer IP

**serverPort:** The server port of BioTime 8.5

The way to get token is the same as JWT token above.

### 2.2 GetstaffGeneralAuthToken

URL: <http://serverIP:serverPort/staff-api-token-auth/>

**serverIP:** BioTime 8.5 server or computer IP

**serverPort:** The server port of BioTime 8.5

The way to get token is the same as JWT token above.

## 3. Use AuthToken

### 3.1 Demo 1

Request URL	<a href="http://serverIP:serverPort/iclock/api/terminals/">http://serverIP:serverPort/iclock/api/terminals/</a>
Request Herders	<b>JWT Token</b> { "Content-Type":"application/json", "Authorization":"JWTey.....oQi98" }
	<b>General Token</b> { "Content-Type":"application/json", "Authorization":"Token ae600ca0f1d0aeed8af3f93c8530a69c714752b7" }

**Response Content**

```
{
  "count": 0,
  "next": null,
  "previous": null,
  "msg": "", "code":
0, "results": [],
  "data": []
}
```

### 3.2 Demo 2 (with Third Party Tool - Postman)

(1) Use General Token (same way to use JWT token)

The screenshot shows the Postman interface for a GET request to `http://127.0.0.1:9998/iclock/api/terminals/`. The 'Headers' tab is active, showing two headers: 'Authorization' with the value 'Token ae600ca0f1d0aeed8af3f93c8530a69c714752b7' and 'Content-Type' with the value 'application/json'. Below the headers, the 'Body' tab is active, displaying the JSON response in 'Pretty' format:

```
1 {
2   "count": 0,
3   "next": null,
4   "previous": null,
5   "msg": "",
6   "code": 0,
7   "results": [],
8   "data": []
9 }
```

## 4. Device API

### 4.1 Get Device List API

<b>HTTP Method</b>	GET
<b>URI</b>	/iclock/api/terminals/
<b>Data Type</b>	application/json



<b>Response Type</b>	JSON
<b>Request Address</b>	<p> <code>http://serverIP:serverPort/iclock/api/terminals/?sn=**&amp;page=**page_size=**&amp;alias=**&amp;area=**</code> </p> <p>           sn, page, page_siz, alias , area are optional filter field, use &amp; as connector         </p> <p>           While the request address without any filter field, you will get all devices list.         </p>
<b>Response JSON Format</b>	<p>           Example:         </p> <p>           Request Address:         </p> <p> <code>http://192.168.217.8:8090/iclock/api/terminals/?sn=ACEZ185060382</code> </p> <p>           Response:         </p> <pre> {   "count": 1,   "next": null,   "previous": null,   "msg": "", "code":   0,   "data": [     {       "id": 1,       "sn": "ACEZ185060382",       "ip_address": "127.0.0.1",       "alias": "ACEZ185060382_name",       "terminal_name": null,       "fw_ver": null,       "push_ver": "",       "state": 1,       "terminal_tz": 8,       "area": {         "id": 1,         "area_code": "1",         "area_name": "Not Authorized"       }     },   ], }           </pre>

```

        "last_activity": null,
        "user_count": null,
        "fp_count": null,
        "face_count": null,
        "palm_count": null,
        "transaction_count": null,
        "push_time": null,
        "transfer_time": "00:00;14:05",
        "transfer_interval": 10,
        "is_attendance": true,
        "area_name": "Not Authorized"
    }
]
}

```

#### 4.2 Get Device Object Info API

<b>HTTP Method</b>	GET
<b>URI</b>	/iclock/api/terminals/ <id>/
<b>Data Type</b>	application/json
<b>Response Type</b>	JSON
<b>Request Address</b>	http://serverIP:serverPort/iclock/api/terminals/device id/
<b>Response JSON Format</b>	<p>Example:</p> <p>Request Address: http://192.168.218.8:8090/iclock/api/terminals/1/</p> <p>Response:</p> <pre> {     "id": 1,     "sn": "ACEZ185060382",     "ip_address": "127.0.0.1",     "alias": "ACEZ185060382_name", </pre>

```
"terminal_name": null,  
"fw_ver": null,  
"push_ver": "",  
"state": 1,  
"terminal_tz": 8,  
"area": {  
  "id": 1,  
  "area_code": "1",  
  "area_name": "NotAuthorized"  
},  
"last_activity": null,  
"user_count": null,  
"fp_count": null,  
"face_count": null,  
"palm_count": null,  
"transaction_count": null,  
"push_time": null,  
"transfer_time": "00:00;14:05",  
"transfer_interval": 10,  
"is_attendance": true,  
"area_name": "Not Authorized"  
}
```

## 5. Employee API

### 5.1 Get Employee List API

<b>HTTP Method</b>	GET
<b>URI</b>	/personnel/api/employees/
<b>Data Type</b>	application/json
<b>Response Type</b>	JSON

<p><b>Request Address</b></p>	<p>http://serverIP:serverPort/personnel/api/employee/?emp_code=**&amp;page=**&amp;first_name=**&amp;last_name=**&amp;department=**&amp;app_status=**</p> <p>page, limit, emp_code, first_name, last_name, department, app_status are optional filter fields.</p>
<p><b>Response JSON Format</b></p>	<p>Example:</p> <p>Request Address:</p> <p>http://192.168.218.8:8090/personnel/api/employee/?emp_code=employee1</p> <p>Response:</p> <pre>{   "count": 1,   "next": null,   "previous": null,   "msg": "", "code":   0,   "data": [     {       "id": 5,       "emp_code": "employee1",       "first_name": "emp1_first_name",       "last_name": "emp1_last_name",       "nickname": "",       "device_password": "",       "card_no": "",       "department": {         "id": 1,         "dept_code": "1",         "dept_name": "Department"       },       "dept_name": "Department",       "position": null,       "position_name": null,       "hire_date": "2019-04-02",</pre>

```
"gender": "",
"birthday": null,
"verify_mode": null,
"emp_type": null,
"contact_tel": "",
"office_tel": "",
"mobile": "",
"national": "",
"city": "",
"address": "",
"postcode": "",
"email": "",
"enroll_sn": "",
"ssn": "",
"religion": "", "enable_att":
false, "enable_overtime":
false, "enable_holiday":
false, "dev_privilege":
null, "self_password":
"pbkdf2_sha256$36000$XIJACI8JIXWA$a4hztrK8RSMjBgd9sWL3ITMQS3O9M
z+QwaGU/RBiXRU=",
"flow_role": [], "area":
[
  {
    "id": 1,
    "area_code": "1",
    "area_name": "Not Authorized"
  }
],
"area_name": "Not Authorized",
"app_status": 0,
```

```

        "app_role": null
    }
]
}

```

## 5.2 Get Employee ObjectInfo API

<b>HTTP Method</b>	GET
<b>URI</b>	/personnel/api/employees/ <id>/
<b>Data Type</b>	application/json
<b>Response Type</b>	JSON
<b>Request Address</b>	http://serverIP:serverPort/personnel/api/employees/employee ID/
<b>Response JSON Format</b>	<p>Example:</p> <p>Request Address: http://192.168.218.8:8090/personnel/api/employees/6/</p> <p>Response:</p> <pre> {   "emp_code": "employee333",   "first_name": "emp3_first_name",   "last_name": "emp3_last_name",   "nickname": null,   "device_password": null,   "card_no": null,   "department": 1,   "position": null,   "hire_date": "2019-04-02",   "gender": null,   "birthday": null,   "verify_mode": -1,   "emp_type": null,   "contact_tel": null, </pre>

```

"office_tel": null,
"mobile": null,
"national": null,
"city": null,
"address": null,
"postcode": null,
"email": null,
"enroll_sn": null,
"ssn": null,
"religion": null,
"enable_att": true,
"enable_overtime": false,
"enable_holiday": true,
"dev_privilege": 1,
"self_password":
"pbkdf2_sha256$36000$XBVRNMOywdNI$P4W7MIZVa3Ho2VBdU2SewS/pb8
GavBYSGBXM/bgL+N0=",
"flow_role": [],
"area": [
    1
],
"app_status": 0,
"app_role": 1
}

```

### 5.3 Create Employee API

<b>HTTP Method</b>	POST
<b>URI</b>	/personnel/api/employees/
<b>Data Type</b>	application/json
<b>Response Type</b>	JSON
<b>Request Parameter</b>	Reference: <a href="http://serverIP:serverPort/api/personnel_docs/#employees-create">http://serverIP:serverPort/api/personnel_docs/#employees-create</a>

**ResponseJSON  
Format****Request Address:**

http://192.168.218.8:8090/personnel/api/employees/

**Request Body:**

```
{  
  "emp_code": "employee333",  
  "first_name": "emp3_first_name",  
  "last_name": "emp3_last_name",  
  "area": [1],  
  "department": 1  
}
```

**Response Data:**

```
{  
  "id": 6,  
  "emp_code": "employee333",  
  "first_name": "emp3_first_name",  
  "last_name": "emp3_last_name",  
  "nickname": null,  
  "device_password": null,  
  "card_no": null,  
  "department": {  
    "id": 1,  
    "dept_code": "1",  
    "dept_name": "Department"  
  },  
  "dept_name": "Department",  
  "position": null,  
  "position_name": null,  
  "hire_date": "2019-04-02",  
  "gender": null,  
  "birthday": null,  
  "verify_mode": -1,  
}
```



```
"emp_type": null,  
"contact_tel": null,  
"office_tel": null,  
"mobile": null,  
"national": null,  
"city": null,  
"address": null,  
"postcode": null,  
"email": null,  
"enroll_sn": null,  
"ssn": null,  
"religion": null,  
"enable_att": true,  
"enable_overtime": false,  
"enable_holiday": true,  
"dev_privilege": 0,  
"self_password":  
"pbkdf2_sha256$36000$XBVRNMOywdNI$P4W7MIZVa3Ho2VBdU2SewS/pb8  
GavBYSGBXM/bgL+N0=",  
"flow_role": [],  
"area": [  
  {  
    "id": 1,  
    "area_code": "1",  
    "area_name": "Not Authorized"  
  }  
],  
"area_name": "Not Authorized",  
"app_status": 0,  
"app_role": 1  
}
```

## 5.4 Update Employee API

<b>HTTP Method</b>	PATCH
<b>URI</b>	/personnel/api/employees/ <id>/
<b>Data Type</b>	application/json
<b>Response Type</b>	JSON
<b>Request Parameter</b>	Reference: <a href="http://serverIP:serverPort/api/personnel_docs/#employees-update">http://serverIP:serverPort/api/personnel_docs/#employees-update</a>
<b>Response JSON Format</b>	<p><b>Request Address:</b>  <a href="http://192.168.218.8:8090/personnel/api/employees/6/">http://192.168.218.8:8090/personnel/api/employees/6/</a></p> <p><b>Request Body:</b></p> <pre>{   "first_name": "emp3_first_name_update",   "last_name": "emp3_last_name_update", }</pre> <p><b>Response Data:</b></p> <pre>{   "id": 6,   "emp_code": "employee333", "first_name":   "emp3_first_name_update", "last_name":   "emp3_last_name_update", "nickname":   null,   "device_password": null,   "card_no": null,   "department": 1,   "position": null,   "hire_date": "2019-04-02",   "gender": null,   "birthday": null,   "verify_mode": -1,   "emp_type": null, }</pre>

```

"contact_tel": null,
"office_tel": null,
"mobile": null,
"national": null,
"city": null,
"address": null,
"postcode": null,
"email": null,
"enroll_sn": null,
"ssn": null,
"religion": null,
"enable_att": true,
"enable_overtime": false,
"enable_holiday": true,
"dev_privilege": 1,
"self_password":
"pbkdf2_sha256$36000$XBVRNMOywdNI$P4W7MIZVa3Ho2VBdU2SewS/pb8
GavBYSGBXM/bgL+N0=",
"flow_role": [],
"area": [
    1
],
"app_status": 0,
"app_role": 1
}
}

```

## 5.5 Delete Employee API

<b>HTTP Method</b>	DELETE
<b>URI</b>	/personnel/api/employees/<id>/
<b>Data Type</b>	application/json

<b>Response Type</b>	JSON
<b>Request Address</b>	http://127.0.0.1:81/personnel/api/employees/6/

## 6. Resign API

### 6.1 Get Resign Personnel List API

<b>Method</b>	GET
<b>URI</b>	/personnel/api/resigns/
<b>Headers</b>	Content-Type: application/json Authorization: "JWT ey.....oQi98"

Query Parameters	
<b>Parameter</b>	page
	page_size
	employee
	resign_type
	resign_date
<b>Response JSON Format</b>	<pre>{   "count": 5,   "next": null,   "previous": null,   "msg": "",   "code": 0,   "data": [     {       "id": 5,       "resign_date": "2020-06-04",       "resign_type": 1,       "disableatt": true,       "employee": {         "id": 3,         "emp_code": "11111122",         "first_name": "aaabb",         "last_name": ""       },       "first_name": "aaabb",       "last_name": ""     },     .....   ] }</pre>

## 6.2 Get Resign Personnel Request API

<b>Method</b>	GET
<b>URI</b>	/personnel/api/resigns/{id}/
<b>Headers</b>	Content-Type: application/json Authorization: "JWT ey.....oQi98"

<b>Path Parameters</b>	
<b>Parameter:</b> id <b>Description:</b> required	
<b>Url</b>	/personnel/api/resigns/5/
<b>Response JSON Format</b>	<pre>{   "id": 5,   "resign_date": "2020-06-04",   "resign_type": 1,   "disableatt": true,   "employee": {     "id": 3,     "emp_code": "11111122",     "first_name": "aaabb",     "last_name": ""   },   "first_name": "aaabb",   "last_name": "" }</pre>

## 6.3 Create Resign Personnel API

<b>Method</b>	POST
<b>Url</b>	/personnel/api/resigns/
<b>Headers</b>	Content-Type: application/json Authorization: "JWT ey.....oQi98"
<b>Request Body JSON Format</b>	<pre>{   "employee": 3,   "disableatt": true,   "resign_type": 1,   "resign_date": "2020-06-01",   "reason": "" }</pre>

Parameter	Required	Type	Description
resign_type	Y	Integer	
disableatt	Y	Bool	
disableatt	Y	String	format: yyyy-mm-dd
Employee	Y	Integer	
reason	N	String	

<b>Response JSON Format</b>	<pre> {   "id": 5,   "resign_date": "2020-06-01",   "resign_type": 1,   "disableatt": true,   "employee": {     "id": 3,     "emp_code": "11111122",     "first_name": "aaabb",     "last_name": ""   },   "first_name": "aaabb",   "last_name": "" } </pre>
-----------------------------	--

#### 6.4 Update Resign Personnel API

<b>Method</b>	PUT
<b>Url</b>	/personnel/api/resigns/{id}/
<b>Headers</b>	Content-Type: application/json Authorization: "JWT ey.....oQi98"
<b>Path Parameter</b>	<b>Parameter:</b> id <b>Description:</b> required
<b>Request Body JSON Format</b>	<pre> {   "resign_date": "2020-06-02" } </pre>

Parameter	Required	Type	Description
resign_type	N	Integer	
disableatt	N	Bool	
disableatt	N	String	format: yyyy-mm-dd
reason	N	String	

Url	Response JSON Format
/personnel/api/resigns/5/	<pre>{   "id": 5,   "resign_date": "2020-06-02",   "resign_type": 1,   "disableatt": true,   "employee": {     "id": 3,     "emp_code": "11111122",     "first_name": "aaabb",     "last_name": ""   },   "first_name": "aaabb",   "last_name": "" }</pre>

### 6.5 Delete Resign Personnel API

<b>Method</b>	DELETE
<b>Url</b>	/personnel/api/resigns/{id}/
<b>Headers</b>	Content-Type: application/json Authorization: "JWT ey.....oQi98"
<b>Path Parameter</b>	<b>Parameter:</b> id <b>Description:</b> required
<b>Response</b>	<b>None</b>

## 6.6 Reinstatement Resign Personnel API

<b>Method</b>	POST
<b>Url</b>	/personnel/api/resigns/reinstatement/
<b>Headers</b>	Content-Type: application/json Authorization: "JWT ey.....oQi98"
<b>Request Body JSON Format</b>	{ "resigns": [1] }

Parameter	Required	Type	Description
Resigns	Y	List	resign id list example: [1, 2, 3, ...]

## 7. Department API

### 7.1 Get Department List API

<b>HTTP Method</b>	GET
<b>URI</b>	/personnel/api/departments/
<b>Data Type</b>	application/json
<b>Response Type</b>	JSON
<b>Request Address</b>	http://serverIP:serverPort/personnel/api/departments/?dept_code=**&page=**&dept_code=**&dept_name=**&parent_dept=** page, limit, dept_code, dept_name, parent_dept are optional filter fields.
<b>Request address</b>	http://192.168.218.8:8090/personnel/api/departments/?dept_code=1
<b>Response JSON Format</b>	{ "count": 1, "next": null, "previous": null, "msg": "", "code": 0, "data": [ { "id": 1, "dept_code": "1", "dept_name": "Department", "parent_dept": null, "parent_dept_name": null } ] }



## 7.2 Get Department Object Info API

<b>HTTP Method</b>	GET
<b>URI</b>	/personnel/api/departments/<id>/
<b>Data Type</b>	application/json
<b>Response Type</b>	JSON
<b>Response JSON Format</b>	<p><b>Request Address:</b> http://192.168.218.8:8090/personnel/api/departments/1/</p> <p><b>Request Body:</b></p> <pre>{   "id": 1,   "dept_code": "1",   "dept_name": "Department",   "parent_dept": null,   "parent_dept_name": null }</pre>

## 7.3 Create Department API

<b>HTTP Method</b>	POST
<b>URI</b>	/personnel/api/departments/
<b>Data Type</b>	application/json
<b>Response Type</b>	JSON
<b>Request Parameter</b>	Reference: <a href="http://serverIP:serverPort/api/personnel_docs/#departments-create">http://serverIP:serverPort/api/personnel_docs/#departments-create</a>
<b>Response JSON Format</b>	<p><b>Request Address</b> http://192.168.218.8:8090/personnel/api/departments/</p> <p><b>Request Body</b></p> <pre>{   "dept_code": "222",   "dept_name": "Department222",   "parent_dept": 1 }</pre>

	<b>Response Data</b> <pre>{   "id": 2,   "dept_code": "222",   "dept_name": "Department222",   "parent_dept": 1 }</pre>
--	--

## 7.4 Update Department API

<b>HTTP Method</b>	PATCH
<b>URI</b>	/personnel/api/departments/ <id>/
<b>Data Type</b>	application/json
<b>Response Type</b>	JSON
<b>Request Parameter</b>	Reference: <a href="http://serverIP:serverPort/api/personnel_docs/#departments-update">http://serverIP:serverPort/api/personnel_docs/#departments-update</a>
<b>Response JSON Format</b>	<b>Request Address</b> <a href="http://192.168.218.8:8090/personnel/api/departments/2/">http://192.168.218.8:8090/personnel/api/departments/2/</a>  <b>Request Body</b> <pre>{   "dept_name": "Department222_update" }</pre> <b>Response Data</b> <pre>{   "id": 2,   "dept_code": "222",   "dept_name": "Department222_update",   "parent_dept": 1 }</pre>

## 7.5 Delete Department API

<b>HTTP Method</b>	DELETE
<b>URI</b>	/personnel/api/departments/<id>/

<b>Data Type</b>	application/json
<b>Response Type</b>	JSON
<b>Response JSON Format</b>	<p><b>Request Address:</b> http://19.2168.218.8:8090/personnel/api/departments/2/</p> <p><b>Resquest Body:</b> { }</p>

## 8. Area API

### 8.1 Get Area ListAPI

<b>HTTP Method</b>	GET
<b>URI</b>	/personnel/api/areas/
<b>Data Type</b>	application/json
<b>Response Type</b>	JSON
<b>Request Address</b>	<p>http://serverIP:serverPort//personnel/api/areas/?area_code=**&amp;page=**&amp;area_code=**&amp;area_name=**&amp;parent_area=**</p> <p>page, limit, area_code, area_name, parent_area are optional filter fields.</p>
<b>Response JSON Format</b>	<p><b>Request address:</b> http://192.168.218.8:8090/personnel/api/areas/?area_code=2/</p> <p><b>Response JSON format:</b></p> <pre>{   "id": 2,   "area_code": "2",   "area_name": "Primero",   "parent_area": {     "id": 1,     "area_code": "1",     "area_name": "Not Authorized",     "parent_area": null   },   "parent_area_name": "Not Authorized" }</pre>

## 8.2 Get Area Object Info API

<b>HTTP Method</b>	GET
<b>URI</b>	/personnel/api/areas/<id>/
<b>Data Type</b>	application/json
<b>Response Type</b>	JSON
<b>Response JSON Format</b>	<p><b>Request address:</b> http://192.168.218.8:8090/personnel/api/areas/2/</p> <p><b>Response JSON format:</b></p> <pre>{   "id": 2,   "area_code": "2",   "area_name": "Primero",   "parent_area": {     "id": 1,     "area_code": "1",     "area_name": "Not Authorized",     "parent_area": null   },   "parent_area_name": "Not Authorized" }</pre>

## 8.3 Create Area API

<b>HTTP Method</b>	POST
<b>URI</b>	/personnel/api/areas/
<b>Data Type</b>	application/json
<b>Response Type</b>	JSON
<b>Request Parameter</b>	Reference: <a href="http://serverIP:serverPort/api/personnel_docs/#areas-create">http://serverIP:serverPort/api/personnel_docs/#areas-create</a>
<b>Response JSON Format</b>	<p><b>Request Address</b> http://192.168.218.8:8090/personnel/api/areas/</p> <p><b>Request Body</b></p> <pre>{   "area_code": "222",</pre>

	<pre>"area_name": "Department222", "parent_area": 1 }  <b>Response Data</b> { "id": 2, "area_code": "222", "area_name": "Department222", "parent_area": 1 }</pre>
--	---

### 8.4 Update Area API

<b>HTTP Method</b>	PATCH
<b>URI</b>	/personnel/api/areas/ <id>/
<b>Data Type</b>	application/json
<b>Response Type</b>	JSON
<b>Request Parameter</b>	Reference: <a href="http://serverIP:serverPort/api/personnel_docs/#areas-update">http://serverIP:serverPort/api/personnel_docs/#areas-update</a>
<b>Response JSON Format</b>	<p><b>Request Address</b>  <a href="http://192.168.218.8:8090/personnel/api/areas/2/">http://192.168.218.8:8090/personnel/api/areas/2/</a></p> <p><b>Request Body</b>  <pre>{ "area_name": "Area222_update" }</pre></p> <p><b>Response Data</b>  <pre>{ "id": 2, "area_code": "222", "area_name": "area222_update", "parent_area": 1 }</pre></p>

## 8.5 Delete Area API

<b>HTTP Method</b>	DELETE
<b>URI</b>	/personnel/api/areas/<id>/
<b>Data Type</b>	application/json
<b>Response Type</b>	JSON
<b>Response JSON Format</b>	<p><b>Request Address:</b> http://19.2168.218.8:8090/personnel/api/areas/2/</p> <p><b>Request Body:</b> { }</p>

## 9. Position API

### 9.1 GetPosition List API

<b>HTTP Method</b>	GET
<b>URI</b>	/personnel/api/positions/
<b>Data Type</b>	application/json
<b>Response Type</b>	JSON
<b>Request Address</b>	<p>http://serverIP:serverPort/personnel/api/positions/?position_code=**&amp;page=**&amp;position_code=**&amp;position_name=**&amp;parent_position=**</p> <p>page, limit, position_code, position_name, parent_position are optional filter fields.</p>
<b>Response JSON Format</b>	<p><b>Request address:</b> http://192.168.218.8:8090/personnel/api/positions/?position_code=1</p> <p><b>Response JSON format:</b> {     "count": 1,     "next": null,     "previous": null,     "msg": "", "code":     0,     "data": [</p>

```

    {
      "id": 1,
      "position_code": "1",
      "position_name": "Department",
      "parent_position": null,
      "parent_position_name": null
    }
  ]
}

```

### 9.2 Get Position Object Info API

<b>HTTP Method</b>	GET
<b>URI</b>	/personnel/api/positions/<id>/
<b>Data Type</b>	application/json
<b>Response Type</b>	JSON
<b>Response JSON Format</b>	<p><b>Request Address:</b> http://192.168.218.8:8090/personnel/api/positions/1/</p> <p><b>Request Body:</b></p> <pre> {   "id": 1,   "position_code": "1",   "position_name": "Position",   "parent_position": null,   "parent_position_name": null } </pre>

### 9.3 Create Position API

<b>HTTP Method</b>	POST
<b>URI</b>	/personnel/api/positions/
<b>Data Type</b>	application/json
<b>Response Type</b>	JSON
<b>Request Parameter</b>	Reference: <a href="http://serverIP:serverPort/api/personnel_docs/#positions-create">http://serverIP:serverPort/api/personnel_docs/#positions-create</a>

Response JSON Format	<p><b>Request Address</b> http://192.168.218.8:8090/personnel/api/positions/</p> <p><b>Request Body</b> {   "position_code": "222",   "position_name": "Position222",   "parent_position": 1 }</p> <p><b>Response Data</b> {   "id": 2,   "position_code": "222",   "position_name": "Position222",   "parent_position": 1 }</p>
----------------------	--

### 9.4 Update Position API

<b>HTTP Method</b>	PATCH
<b>URI</b>	/personnel/api/positions/ <id>/
<b>Data Type</b>	application/json
<b>Response Type</b>	JSON
<b>Request Parameter</b>	Reference: <a href="http://serverIP:serverPort/api/personnel_docs/#positions-update">http://serverIP:serverPort/api/personnel_docs/#positions-update</a>
Response JSON Format	<p><b>Request Address</b> http://192.168.218.8:8090/personnel/api/positions/2/</p> <p><b>Request Body</b> {   "position_name": "Position222_update" }</p> <p><b>Response Data</b> {   "id": 2,   "position_code": "222",   "position_name": "Position222_update",   "parent_position": 1 }</p>



## 9.5 Delete Position API

<b>HTTP Method</b>	DELETE
<b>URI</b>	/personnel/api/positions/<id>/
<b>Data Type</b>	application/json
<b>Response Type</b>	JSON
<b>Response JSON Format</b>	<b>Request Address:</b> http://19.2168.218.8:8090/personnel/api/positions/2/ <b>Request Body:</b> {}

## 10. Transaction API

### 10.1 GetTransaction List API

<b>HTTP Method</b>	GET
<b>URI</b>	/iclock/api/transactions/
<b>Data Type</b>	application/json
<b>Response Type</b>	JSON
<b>Request Address</b>	<p>http://serverIP:serverPort/iclock/api/transactions/?emp_code=**&amp;start_time=**&amp;end_time=**</p> <p>page , page_size, emp_code, terminal_sn, start_time, end_time are optional filter fields.</p>
<b>Response JSON Format</b>	<p><b>Request Address:</b>            http://192.168.218.8:8090/iclock/api/transactions/?emp_code=100001&amp;start_time=2019-03-01 00:00:00&amp;end_time=2019-04-1 00:00:00</p> <p><b>Response JSON format:</b></p> <pre>{   "count": 7,   "next": null,   "previous": null,   "msg": "", "code":   0,   "data": [     {       "id": 1,       "emp_code": "100001",       "punch_time": "2019-03-04 09:50:00",       "punch_state": "0",       "verify_type": 1,       "work_code": null,       "terminal_sn": "",       "terminal_alias": null,       "area_alias": null,       "longitude": null,       "latitude": null,       "gps_location": "",       "mobile": null,       "source": 0,     }   ] }</pre>

```
        "purpose": 1,  
        "crc": null,  
        "is_attendance": 1,  
        "reserved": null,  
        "upload_time": "2019-03-04 09:50:00",  
        "sync_status": 1,  
        "sync_time": null,  
        "is_mask": 1,  
        "temperature": "35.0",  
        "emp": null,  
        "terminal": null  
    },  
    ...  
    ...  
    ...  
    1
```

For any clarifications regarding the API User Manual, please contact us  
through e-mail at [zk\\_me@zkteco.com](mailto:zk_me@zkteco.com).

---

## ZKTeco Middle East

Office 502, Bay Square Building 1, Al Asayel St., Business Bay, Dubai, U.A.E

Tel: +971 4 3927649

Fax: +971 4 3792752

E-mail: [zk\\_me@zkteco.com](mailto:zk_me@zkteco.com)

[www.zkteco.me](http://www.zkteco.me)

